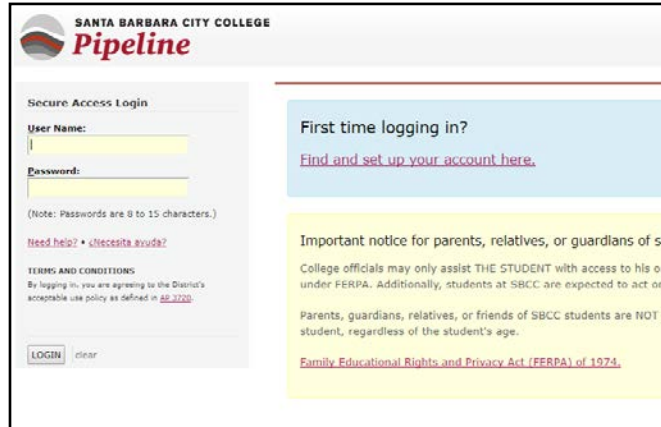


SBCC Outstanding Requirements Instructions

The Department of Education or the California Student Aid Commission is requiring our office to either verify your FAFSA or CA Dream Act application, or to clarify conflicting information. Follow these steps to determine what documents you need to provide.

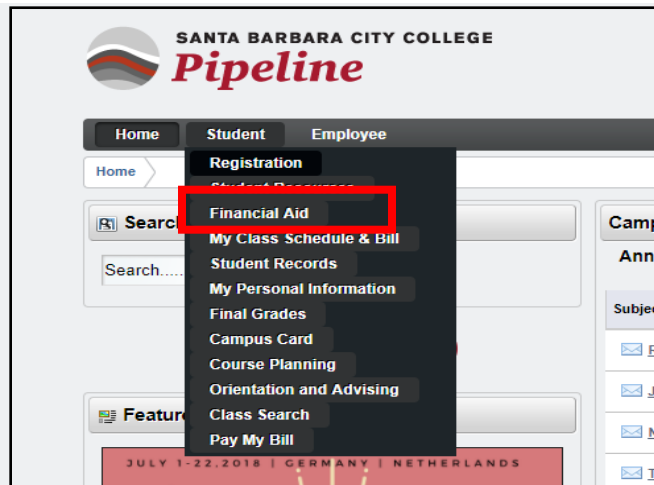
Log into your pipeline account



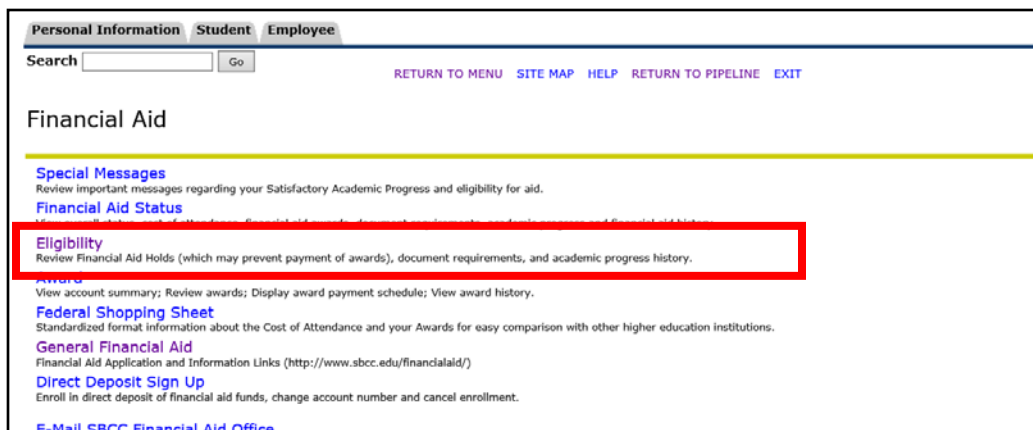
The screenshot shows the login interface for the Pipeline system. It includes a 'Secure Access Login' section with fields for 'User Name' and 'Password'. A note specifies that passwords are 8 to 15 characters long. There are links for 'Need help?' and '¿Necesita ayuda?'. Below the login fields are 'TERMS AND CONDITIONS' and a 'LOGIN' button. To the right, there is a 'First time logging in?' section with a link to 'Find and set up your account here.' and an 'Important notice for parents, relatives, or guardians of students' section with a link to the 'Family Educational Rights and Privacy Act (FERPA) of 1974.'

Click on “Student” at the top left of the home page

Click on the “Financial Aid” link



Click on “Eligibility”



Select the correct "Aid Year" and click "Submit"

Personal Information Student Employee

Search Go

RETURN TO MENU SITE MAP HELP RETURN TO PIPELINE EXIT

Aid Year

Some financial aid information is determined by Aid Year (the academic year for which you are receiving financial aid).

Select Aid Year: 2017-2018 Aid Year

Submit

RELEASE: 8.21.1

At the Student Requirements for Aid Year page, under "Unsatisfied Requirements", you will find the listed documentation requested by our office.

Personal Information Student Employee

Search Go

RETURN TO MENU SITE MAP HELP RETURN TO PIPELINE EXIT

Eligibility Requirements for 2017-2018 Aid Year

Student Requirements Holds Academic Progress

Unsatisfied Requirements

Requirement	Status	As of Date	Fund Term
Dependent Standard Verification Worksheet 2017-2018 DEPENDENT STANDARD VERIFICATION - Your FAFSA has been selected for verification. Please complete the Dependent Standard Verification Worksheet online. Answer all the questions that apply to your situation. Print, sign and submit the completed form to the Financial Aid Office.	Requested	Nov 07, 2017	
Parent's 2015 IRS Tax Return PARENT 2015 IRS TAX INFORMATION - Please provide a photocopy of your parent's 2015 IRS Federal Tax Return Transcript. Available at www.IRS.gov, then click on the link "Get a transcript", or call 1-800-908-9946. You may also provide a photocopy of your parent's 2015 IRS Form 1040, 1040A or 1040EZ.	Requested	Nov 07, 2017	
Parent(s) W-2 for 2015 Parent(s) 2015 W-2 - Please provide copies of all your parent's 2015 W-2's.	Requested	Nov 07, 2017	
Student W-2 for 2015 STUDENT 2015 W-2 - Please provide copies of all your 2015 W-2's.	Requested	Nov 07, 2017	
Student's 2015 IRS Tax Return STUDENT 2015 IRS TAX INFORMATION - Please provide a photocopy of your 2015 IRS Federal Tax Return Transcript. Available at www.IRS.gov, then click on the link "Get a transcript", or call 1-800-908-9946. You may also provide a photocopy of your 2015 IRS Form 1040, 1040A or 1040EZ.	Requested	Nov 07, 2017	

The Requirements link enables you to download the form necessary to complete the specific requirement or transfers you to another page to satisfy the requirement.

Right click on the link for the requested forms and select "Open in New Window". This will open a window with a PDF document to download and print. For additional information regarding the requirement, click on the icon under Instructions.